



## **APPENDIX B – NORTHEASTERN INTERAGENCY COORDINATION CENTER (NECC)**

Fire Activity Report .....	Page 151
Prescribed Fire Report.....	Page 152
Resource Mobilization Reports .....	Page 153

## Wildland Fire Summary for the 2013 Fire Season

Reporting Unit	Fires Human Caused	Acres Human Caused	Hectares Human Caused	Fires Lightning Caused	Acres Lightning Caused	Hectares Lightning Caused	Total Number of Fires Per Agency	TOTAL ALL ACRES Per Agency	TOTAL ALL HECTARES Per Agency
CT-CTS	76	237.20	95.99	0	0.00	0.00	76	237.20	95.99
MA-CCP	4	8.60	3.48	0	0.00	0.00	4	8.60	3.48
MA-MAS	1,133	879.26	355.82	0	0.00	0.00	1,133	879.26	355.82
ME-ACP	0	0.00	0.00	0	0.00	0.00	0	0.00	0.00
ME-MES	440	757.26	306.45	11	1.63	0.66	451	758.89	307.11
NB	352	2,155.75	872.40	0	0.00	0.00	352	2,155.75	872.40
NH-NHS	83	137.03	55.45	0	0.00	0.00	83	137.03	55.45
NH-WMF	2	0.20	0.08	0	0.00	0.00	2	0.20	0.08
NL	91	73,454.20	29,725.86	8	1,606.20	650.01	99	75,060.40	30,375.87
NS	171	748.24	302.80	0	0.00	0.00	171	748.24	302.80
NY-NYS	123	1,034.80	418.77	3	23.70	9.59	126	1,058.50	428.36
PA-DWP	14	17.70	7.16	0	0.00	0.00	14	17.70	7.16
QC	329	25,818.54	10,448.39	83	132,078.81	53,450.40	412	157,897.35	63,898.79
RI-RIS	7	26.50	10.72	0	0.00	0.00	7	26.50	10.72
USBIA-ER	0	0.00	0.00	0	0.00	0.00	0	0.00	0.00
USFWS-R5	5	287.20	116.23	0	0.00	0.00	5	287.20	116.23
VT-GMF	4	13.00	5.26	0	0.00	0.00	4	13.00	5.26
VT-VTS	120	268.00	108.46	0	0.00	0.00	120	268.00	108.46
<b>Totals</b>	<b>2,954</b>	<b>105,843.47</b>	<b>42,833.33</b>	<b>105</b>	<b>133,710.34</b>	<b>54,110.65</b>			
<b>Combined Totals</b>	<b>Total All Fires 3,059</b>		<b>Total All Acres 239,553.81</b>		<b>Total All Hectares 96,943.99</b>				

## ***2013 Prescribed Fire Summary***

Reporting Unit	Rx Fire	Rx Acres	Rx Hectares
CT-CTS	4	37.00	14.99
MA-CCP	26	86.50	35.03
MA-MAS	20	173.00	70.07
ME-ACP	7	54.50	22.07
ME-MES	8	220.00	89.10
NH-NHS	2	0.35	0.14
NH-WMF	13	141.00	57.11
NY-NYS	19	452.60	183.30
PA-DWP	9	457.00	185.09
USFWS-R5	28	4,653.20	1,884.55
VT-GMF	32	490.00	198.45
VT-VTS	3	41.00	16.61
NH-NEW BOSTON (Air Force)	2	75	30.38
<b>Totals</b>	<b>171</b>	<b>6,806.15</b>	<b>2,756.49</b>

# 2013 NECC Overhead Mobilizations

Mnemonic	Description	#
BCMG	Base/Camp Manager	1
CASC	Cache Supply Clerk	1
COMC	Communications Coordinator	2
CRWB	Crew Boss	3
CTSP	Computer Technical Specialist	1
DECK	Deck Coordinator	3
DIVS	Division/Group Supervisor	2
DMOB	Demobilization Unit Leader	2
DRIV	Driver/Operator	2
EDRC	Expanded Dispatch Recorder	6
EDSD	Support Dispatcher	15
EMTI	Emergency Medical Technician, Intermediate	1
ENGB	Engine Boss	1
EQPI	Equipment Inspector	1
EQPM	Equipment Manager	3
FACL	Facilities Unit Leader	2
FALA	Faller, Class A	1
FALB	Faller, Class B	5
FALC	Faller, Class C	2
FBAN	Fire Behavior Analyst	1

Mnemonic	Description	#
FFT1	Firefighter, Type 1	6
FFT2	Firefighter, Type 2	11
FIRB	Firing Boss	1
FOBS	Field Observer	6
FSC2	Finance/Administration Section Chief, Type 2	1
GSUL	Ground Support Unit Leader	2
HECM	Helicopter Crewmember	2
HEQB	Heavy Equipment Boss, Single Resource	2
HMGB	Helicopter Manager, Single Resource Boss	1
IADP	Initial Attack Dispatcher	4
IARR	Interagency Resource Representative	7
ICT2	Incident Commander, Type 2	2
ICT5	Incident Commander, Type 5	7
IMET	Incident Meteorologist	2
INTS	Intelligence Support	1
LSC1	Logistics Section Chief, Type 1	3
LSC2	Logistics Section Chief, Type 2	3
MEDL	Medical Unit Leader	1
ORDM	Ordering Manager	3
OSC1	Operations Section Chief, Type 1	3

Mnemonic	Description	#
PIO1	Public Information Officer, Type 1	3
PIO2	Public Information Officer, Type 2	7
PSC2	Planning Section Chief, Type 2	1
PTRC	Personnel Time Recorder	4
RCDM	Receiving/Distribution Manager	4
RESL	Resource Unit Leader	2
RXM2	Prescribed Fire Manager, Type 2	1
SCKN	Status/Check-In Recorder	1
SEC1	Security Specialist, Level 1	7
SEC2	Security Specialist, Level 2	26
SECM	Security Manager	1
SITL	Situation Unit Leader	4
SOF1	Safety Officer, Type 1	2
SOF2	Safety Officer, Type 2	5
SOFR	Safety Officer, Line	4
SPUL	Supply Unit Leader	1
STCR	Strike Team Leader, Crew	2
TFLD	Task Force Leader	4
THSP	Technical Specialist	2
WHMG	Warehouse Manager	1

## OTHER

AIRCRAFT	Helicopter - Type 3	1
Service - Mobilization Center	Activation	1
Kit - Smoke Particulate Monitoring	Smoke Kit	1
Transportation - Bus	Bus	10

**TOTAL**

**Other 13**

**TOTAL**

**Personnel 64**

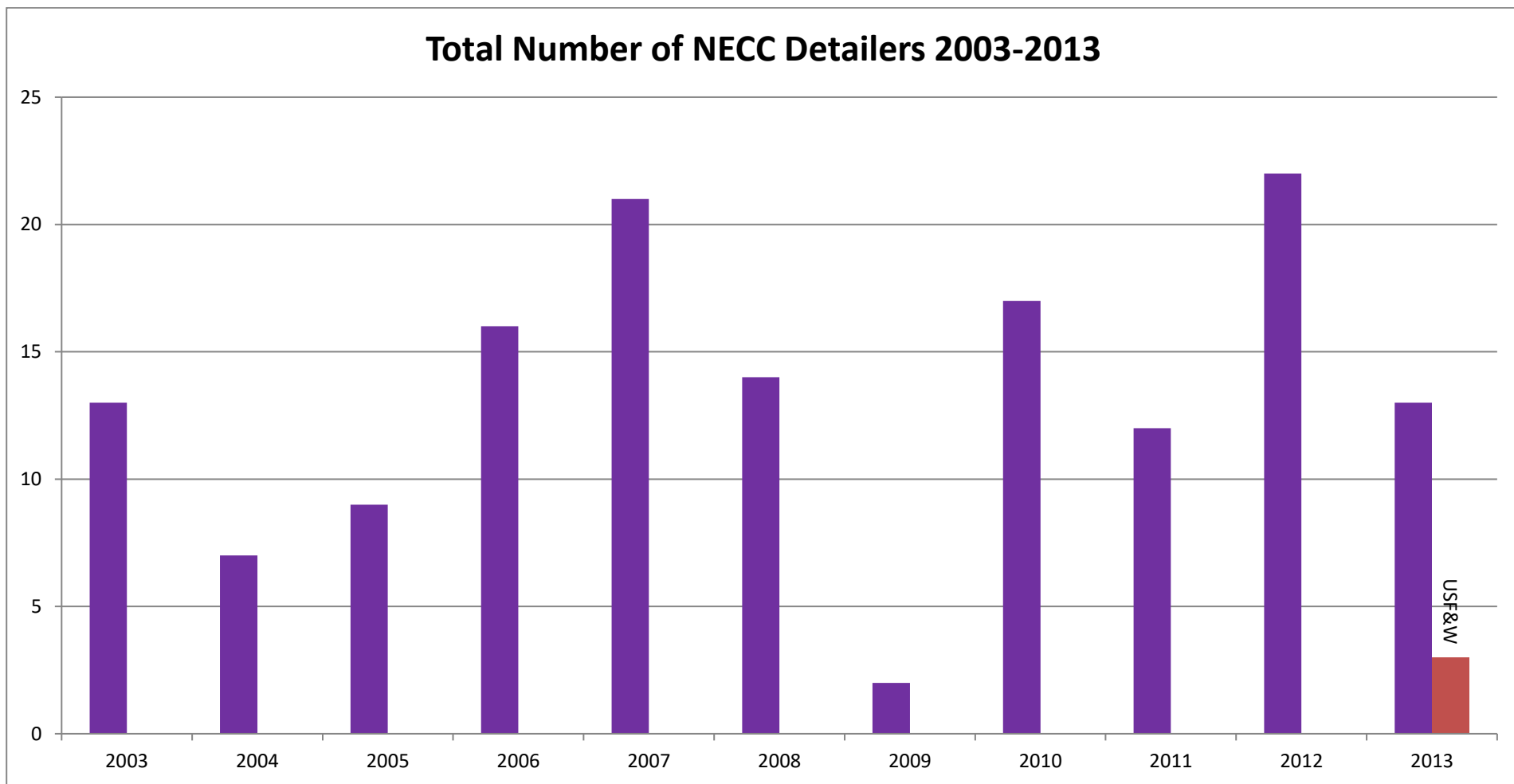
## CREWS

Type 2 IA	Type 2 Initial Attack Crew	15
-----------	----------------------------	----

**TOTAL Crews 15**

**TOTAL**

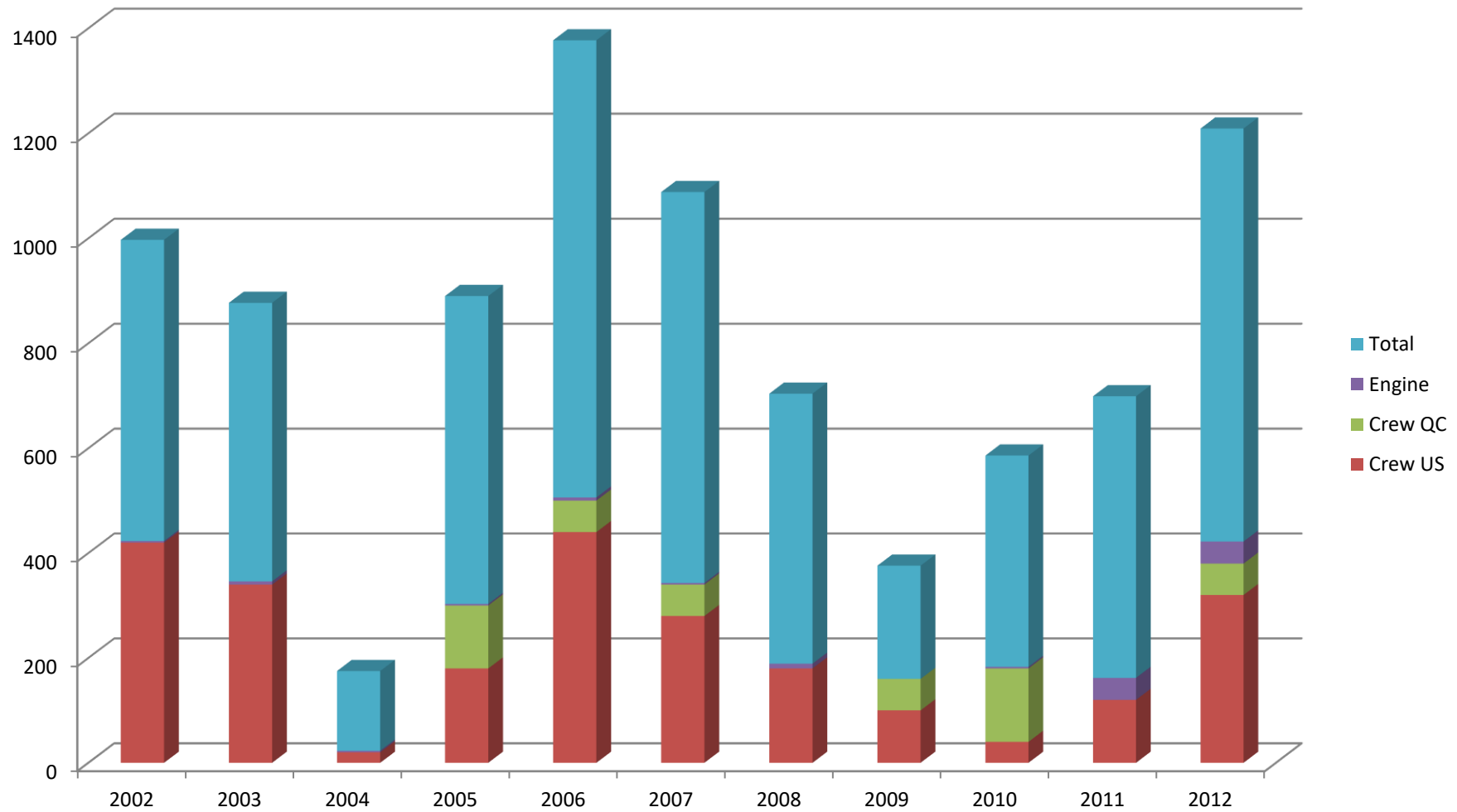
**Personnel 300**

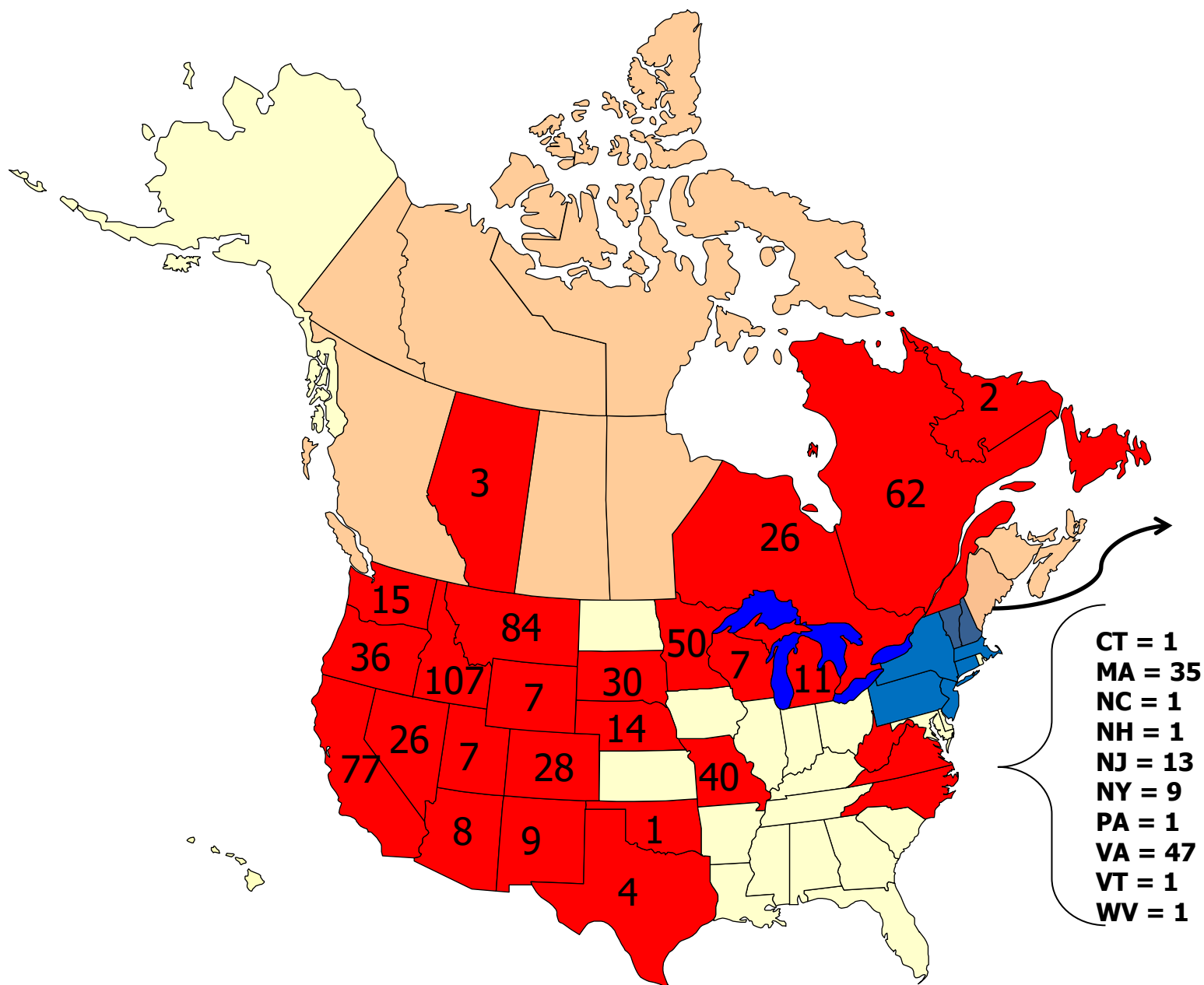


In 2013 there were two 30 day and one 60 day USF&W personal at NECC working 5 day weeks and 2 out of 4 weekends.  
They worked for a 120 day period.

Thank you to (USF&W) Mary Elliot, Brantley Boatright and Margaret Hale (with USF&W).

## NECC Mobilization Data 2002-2012





\*Numbers are based on the assumption that crews contain 20 people and Engines contain 3 people



Each number\* represents the number of people mobilized from NECC to the corresponding State, except for the Canadian Provinces. NECC sent 3 crews to Quebec (approximately 60 people), the remaining Canadian numbers represent what was reported to NECC.

Red = Fire   Blue = Hurricane Sandy   Green = Other